



Introduction to Read Write Inc Phonics

Reception

The more that you

 **READ**

The more
things you will **KNOW**

The more that you

 **LEARN**

The more places you'll **GO!**

- DR. SEUSS



The Importance of Reading

Children who read regularly and are read to regularly have the opportunity to open the doors to so many different worlds! More importantly, reading will give your child the tools to become independent life-long learners.

We can achieve this together through:

Read Write Inc, a programme to help to your child read at school.

Encouraging children to develop a love of books by reading to them often, at home and at school.

Giving children access to a wide range of books at school and at home.

At Wooden Hill we use Read Write Inc Phonics (RWI) to give your child the best possible start with their literacy. Today will provide an overview of how the RWI programme works together with some useful links.



What is Read Write Inc?

<https://www.youtube.com/watch?v=sjIPILhk7bQ>



Read Write Inc

Your child is learning to read with Read Write Inc. Phonics, a very popular and successful literacy programme.

Your child will learn to read in a very simple way. He or she will learn to:

- Read letters by their 'sounds'
- Blend these sounds into words
- Read the words in a story.

All children will be assessed regularly and will work in groups with children at the same level. This allows complete participation in lessons.

This week, we have started to learn the Set 1 Sounds.



Fred Talk

We use pure sounds ('m' not 'muh', 's' not 'suh', etc.) so that your child will be able to blend the sounds into words more easily.

At school we use a puppet called Fred who is an expert on sounding out words! we call it, 'Fred Talk'.

E.g. m-o-p, c-a-t, m-a-n, sh-o-p, b-l-a-ck.

We start by using Fred Talk as part of our routine to get children used to oral blending.

The following video is an example of blending sounds with Fred.

https://www.youtube.com/watch?v=dEzfpod5w_Q



How will my child learn to read?

First, your child will learn to recognise each of the single letter Set 1 Speed Sounds, along with the corresponding mnemonic:

m a s d t i n p g o c k u b f e l h r j v y w z x

e.g: 's' is in the shape of a snake

'd' is in the shape of a dinosaur

'a' is in the shape of an apple

'm' is in the shape of two mountains



Followed by the Set 1 sounds written with two letters: ('special friends'):

sh th ch qu ng nk ck

How to say the sounds:

<https://www.youtube.com/watch?v=KUbrJPAt65g&list=PLDe74j1F52zSCiOMSn3zQDSzgu9TrbQ1c&index=3>

Progression

Children will learn to read 'Green Words' containing the learnt sounds

Words containing these sounds, by sound-blending (Fred Talk)

e.g. m-a-t mat, c-a-t cat, g-o-t got, f-i-sh fish,
s-p-o-t spot, b-e-s-t best, s-p-l-a-sh splash

Blending Books and Red, Green and Purple Storybooks.

The expectation for the end of Reception is to know, blend and use set 1 sounds in reading and writing.

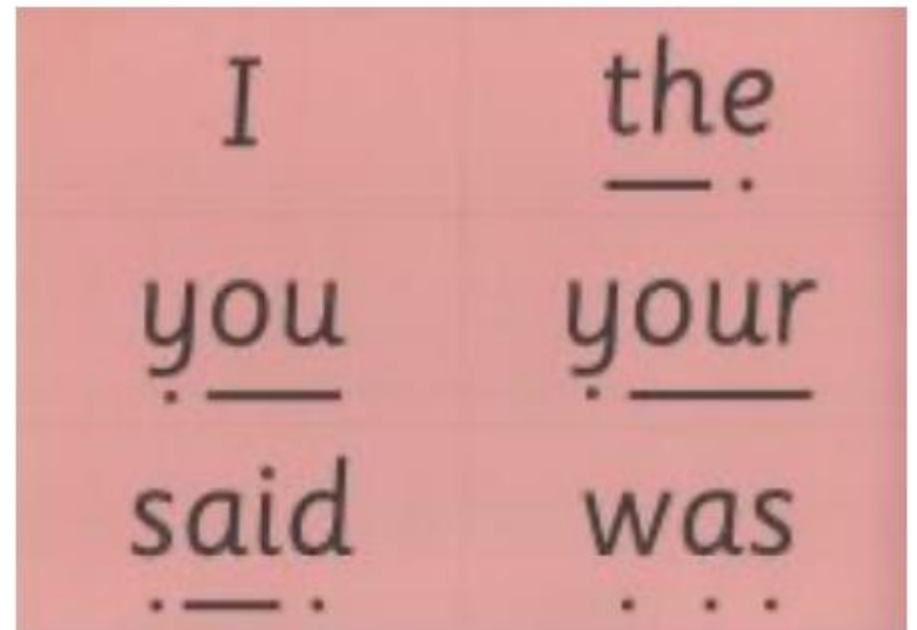
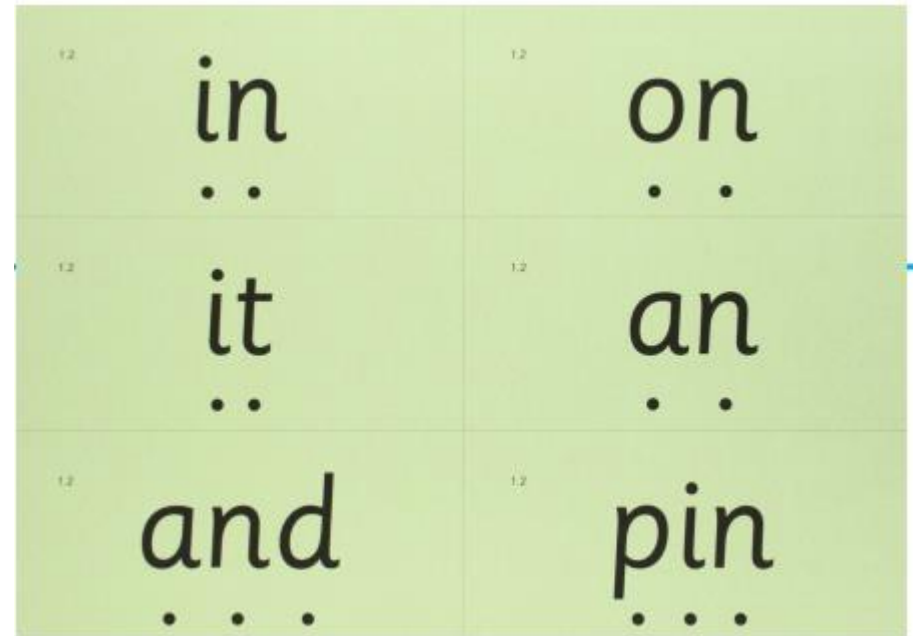


Red and Green Words

Within lessons children will have red and green words to learn to help them to become speedy readers.

Red words are words that are not easily decodable and challenge words to extend children's vocabulary. In the future, we will send home red words for you to practise.

Green words are linked to the sounds they have been learning and are easily decodable.



Story Books

Once your child is reading captions confidently they can access RWI storybooks. These longer texts require them to read sentences with partner-practice and complete associated tasks. The group will work on the same book over 3 to 5 lessons to ensure learning is embedded.


Reception aged children will typically work through Red, Green and Purple Storybooks to meet age-related expectations.

Your child will bring home the corresponding Book Bag Book. This book will build upon the ideas and many of the words in the Storybook he or she has just read in class, however your child may need more support in reading this.

in class



at home



Nonsense Words

As well as learning to read and blend real words children will have plenty of opportunities to apply their sound recognition skills on reading 'Nonsense words'.

These words will also feature heavily in the Year One Phonics Screening check at the end of Year 1.



voo



jound



terg



fape



Oxford Owl

<https://home.oxfordowl.co.uk/reading/reading-schemes-oxford-levels/read-write-inc-phonics-guide/>

When your child progresses to reading phonics books, they will receive a login for Oxford Owl so they can also practise this at home.



Home Learning

Virtual classroom learning – videos on Tapestry

Letter formation – sheets

Reading books – when ready



Useful Websites

<https://www.oxfordowl.co.uk/> - Free resources to support learning at home

www.spellingshed.com – All children have a login

<http://www.phonicsplay.co.uk/> - many free games to play

<http://www.bbc.co.uk/bitesize/ks1/literacy/phonics/play/> - fun games for the children to play

<http://www.ictgames.com/literacy.html> - fun games for the children to play

Teach Your Monster How to Read

