

History Week 2 Home Learning

This week, you will be starting a 4-week unit based around World War Two.

Week 1

Choose one area to do a project on. Pick from the list below:

- ☐ Rationing
- ☐ Then and Now (a comparison)
- ☐ Evacuation
- ☐ Jobs during WW2
- ☐ Clothing
- ☐ Artillery (large guns used in warfare on land)
- ☐ Military vehicles and/or aircrafts
- ☐ A famous figure from WW2 (e.g. Anne Frank, Winston Churchill, Neville Chamberlain, Adolf Hitler)
- ☐ Focus on a specific battle (The Battle of the Coral Sea, The Battle of Midway, The Battle of Normandy/D-Day, Pearl Harbour, The Battle of Britain)
- ☐ The Blitz
- ☐ The countries involved / Leaders
- ☐ Entertainment
- ☐ War campaigns and Posters
- ☐ Wartime Songs
- ☐ Timeline of Events

This week, you must research your chosen area: find out as much as you can - the more information, the better!

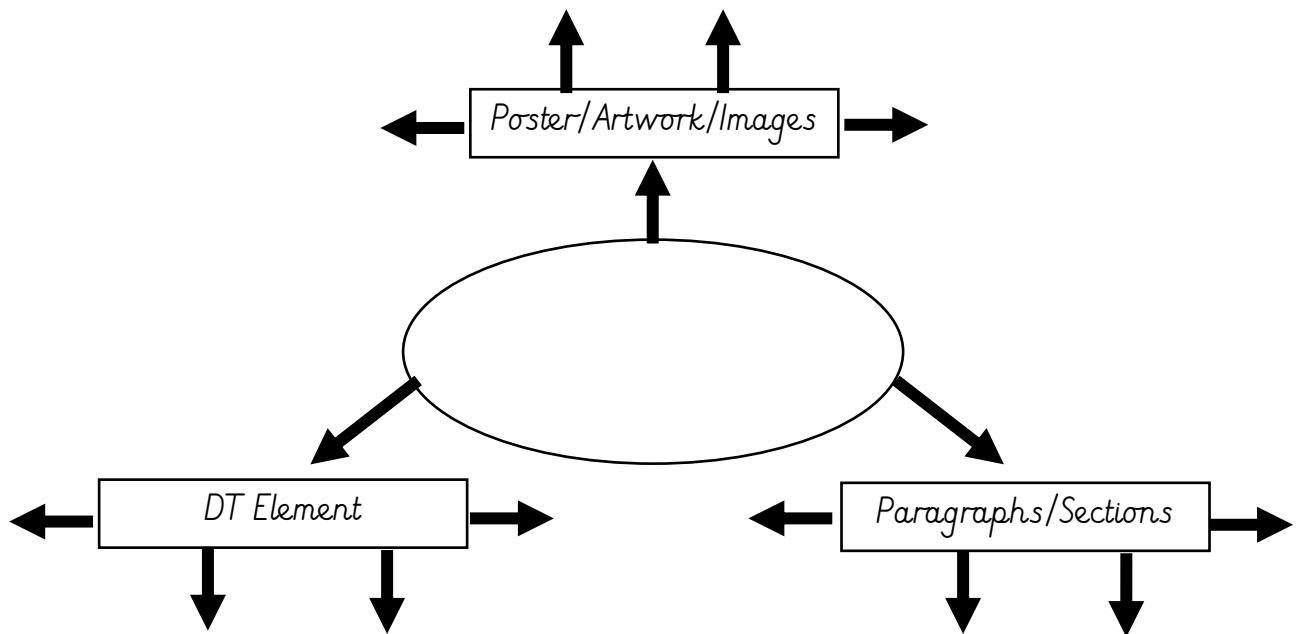
Week 2

Sort your research into a logical order. Think about how you could share this information. For your project, try to include the following:

- Poster/art work/printed images
- Design and Technology feature (3D model, cooking, textiles)
- Well-written paragraphs/sections of text

We have provided some examples of how information can be shown.

This week, you must start thinking about how you can share the information you've found. A good idea would be to create a mind-map, shown below, of all of the ideas you have.



Example: Table of Information

Clothing coupons



If people wanted to buy new clothes during the Second World War they needed to take their book of clothing coupons with them. The shopkeeper would then cut out the coupons. In 1942 every man, woman and child was allowed 48 coupons a year for new clothes, but if you were aged 14-16 you were allowed 20 extra coupons.

Below is a list of how many coupons were needed for different items of clothing.

Men and boys	Adult	Child
Lined mackintosh or raincoat	16	11
Coat, jacket or blazer	13	8
Waistcoat, cardigan or jersey	2	3
Trousers	8	6
Shorts	5	3
Dressing gown	8	6
Pyjamas	8	6
Shirt	5	4
Underpants	4	2
Pair of socks	3	1
Scarf, or pair of gloves or mittens	2	2
Pair of boots or shoes	7	3


Women and girls	Adult	Child
Lined mackintosh or raincoat	14	11
Dress	7	5
Blouse	5	3
Cardigan or jumper	5	3
Skirt	7	5
Pyjamas	8	6
Apron or pinafore	3	2
Petticoat	4	3
Underwear	3	2
Socks (ankle length)	1	1
Scarf, or pair of gloves or mittens	2	2
Pair of slippers, boots or shoes	5	3

Example: Information with Supporting Images

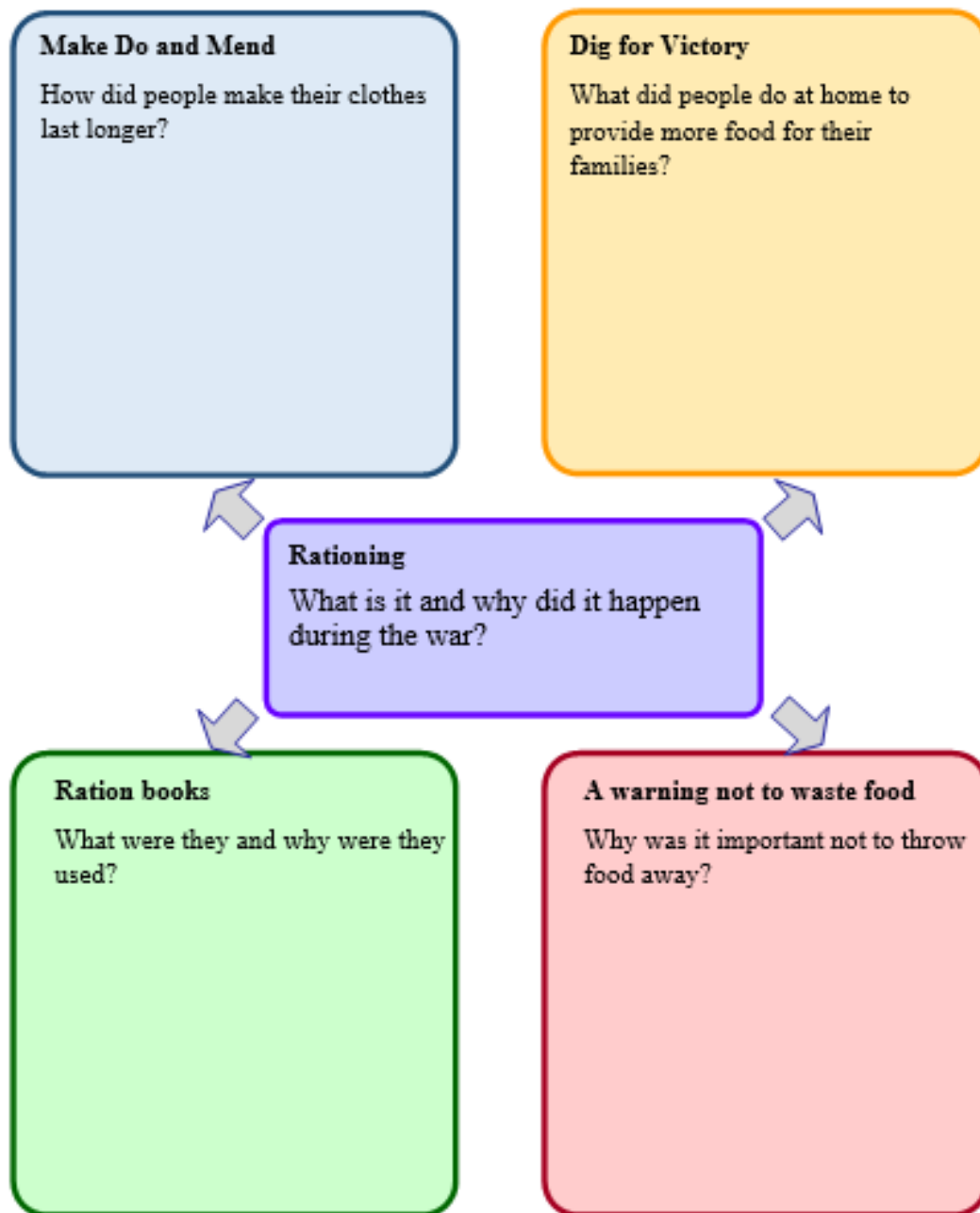


'Make Do and Mend' book

Ration book



Example: Mindmap with Detailed Information



Examples: Headings with Key Information

Jobs



During the Second World War:



Today:



Entertainment



During the Second World War:



Today:




Example: Jumbled Information - Puzzles with Answers

People go on holiday all over the world.	Many types of food, including Indian, Italian and Chinese, are unknown.	Most people travel by train, bus or coach.	Lots of people have jobs.
The radio is the main form of entertainment in the evenings.	Britain is a multi-cultural society.	People who have holidays usually go to the British seaside.	Most people travel by car.
Most people living in Britain are white.	Television is the main form of entertainment in the evenings.	People enjoy foods from all over the world.	Both boys and girls attend school.
Most children leave school at 14.	Most pupils stay at school or college until they are at least 18 years old.	Many men work 50-55 hours a week.	Most people work less than 40 hours a week.
Not everybody has enough money for luxuries.	Britain doesn't have an empire.	Britain has a large empire.	Britain is ruled by a monarch.

Week 3 and Week 4

Get to work! You now have a fortnight to create your project. Remember that it should include some form of artwork, some form of DT and lots of really good information. You can type your information up or write it by hand onto big pieces of paper. You could even show it as a leaflet or information text. It is entirely up to you!

1. Picture taken from plcaaem.org



2. Picture taken from [pinterest.com](https://www.pinterest.com)



3. Picture taken from [youtube.com](https://www.youtube.com)



4. Picture taken from makingmodernhistorymeaningful.wordpress.com



5. Picture taken from library.brown.edu

