

Session 3 – Reasoning Activity


Read the information and data carefully before answering the questions in the space below each example. Make sure you are giving reasons for your answers.

A gallery based on the book, 'If the World Were a Village' by David J Smith and Shelagh Armstrong, has opened and needs some exhibits. All of these must be based upon the data from within the book. It is important to be thoughtful about how the data are presented because sometimes key messages can be missed out because of the way the data are shown.

In the book, the world's population (6,660,000,000) is represented in the imaginary village of 100 residents so that each resident represents approximately 67 million people from the real world.

Here's an example:

In the village, there are 100 people:



What do you think?

In your opinion, which shows us the 100 people in the best way?

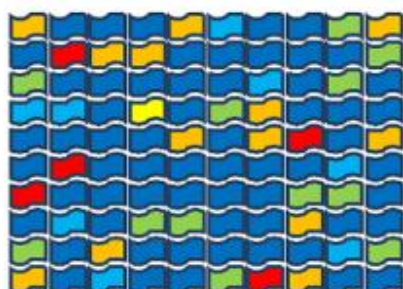
Here's another example:

In the village, 61 people are from Asia; 13 are from Africa; 12 are from Europe; 8 are from South America, Central America and the Caribbean; 5 are from Canada and the United States; 1 is from Oceania. How shall we represent this?

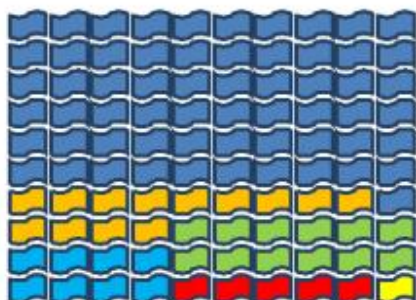
This time 1 flag represents 1 person.

Asia	61
Africa	13
Europe	12
South America, Central America and the Caribbean	8
Canada and the United States	5
Oceania	1

or



or



or



What do you think? All of them show exactly the same information.

Which representation makes you realise that there are 100 people? Which one makes you realise that there are LOADS more people from Asia than anywhere else? Which was easiest to count? Did you notice how a flag had been used because that was linked to the topic?