


# Creating Spring Shape Poems





# Learning Objective

To understand the features of shape poetry.

## Success Criteria

- I know that a shape poem describes an object, person or animal and the words of the poem form the shape of the object, person or animal being described.
- I understand that shape poetry doesn't have to rhyme.
- I can try to include alliteration and similes in my poem.
- I can create my own spring themed shape poem.

# Shape Poems


Can you and a partner guess what these poems are describing?

They glide across the golden grass  
gathering goblins and gathering  
grasshoppers.  
They giggle as  
they glide  
above the  
ground.

Hint: You  
can use the  
words and  
the **shape** of  
the words to  
help you.

# Shape Poems

Can you and a partner guess what these poems are describing?



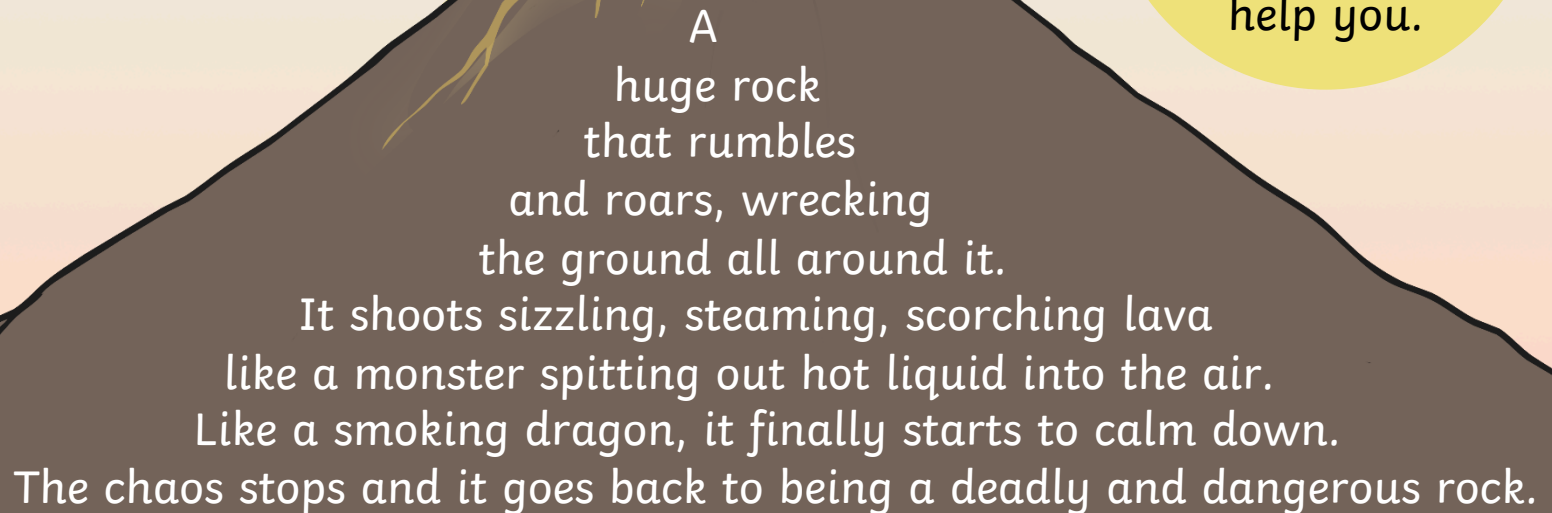
Softly, it falls      silently from the sky.  
It is so silvery, small and sudden.  
Slowly you slip and slide      as you sled  
your way through its silky secrets.

Hint: You  
can use the  
words and  
the **shape** of  
the words to  
help you.

# Shape Poems

Can you and a partner guess what these poems are describing?

Hint: You can use the words and the **shape** of the words to help you.



A  
huge rock  
that rumbles  
and roars, wrecking  
the ground all around it.  
It shoots sizzling, steaming, scorching lava  
like a monster spitting out hot liquid into the air.  
Like a smoking dragon, it finally starts to calm down.  
The chaos stops and it goes back to being a deadly and dangerous rock.



# What is a Shape Poem?

- A shape poem is a poem that describes an object, person or animal.
- The special thing about a shape poem is that the words of the poem form the shape of the object, person or animal being described.
- Shape poems don't have to rhyme!
- Shape poems can use full stops and capital letters like sentences.
- Shape poems often use alliteration or similes.

# The Features of a Shape Poem

What did you notice about the shape poems we looked at?

Each line can be a different length or be curved to form the shape of the object that is being described.

A huge rock that rumbles and roars, wrecking the ground all around it.  
It shoots **sizzling, steaming, scorching** lava **like a monster** spitting out hot liquid into the air.  
**Like a smoking dragon**, it finally starts to calm down.  
The chaos stops and it goes back to being a deadly and dangerous rock.

Full stops and capital letters are used just like you would use in sentences.

Alliteration can be used – this is lots of words in a row beginning with the same letter.

The lines don't have to rhyme.

Similes can be used – this is where we use the words 'like' or 'as' to compare two things to each other.

# Let's Try it!

First, let's choose something to describe with a spring theme. Let's choose...  
Easter eggs!

Next, we need to brainstorm all the adjectives or phrases we can think of to describe Easter eggs...

chocolatey

exciting

delicious

enticing

multi-  
coloured

with  
filling as  
gooey as  
mud

Can you  
think of  
anymore?

a basket of  
treasure  
waiting to  
be gobbled






# Let's Try it!

Here are some lines written using the adjectives and phrases that we brainstormed. Oh no, they're all mixed up! Can you put them into the right order to make the shape of the Easter egg? Use the length of the lines and the punctuation to help you.

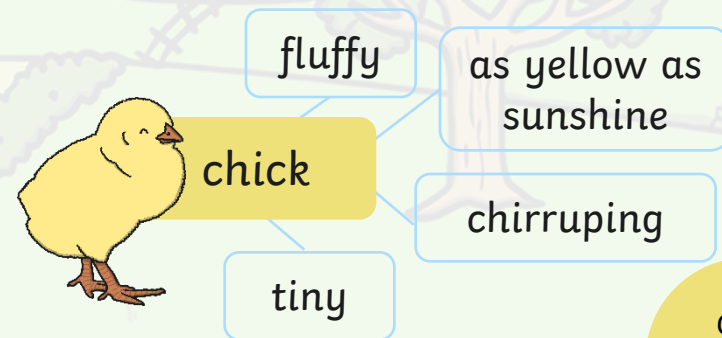

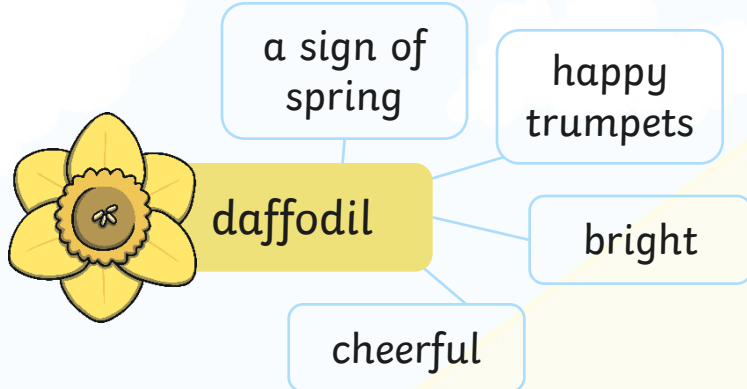
excitingly edible. I choose  
reach my nose and tease my taste  
one and peel it carefully like  
A basket of  
chocolatey filling, as gooey  
So elegant, enticing and  
and dark as mud.  
multi-coloured treasure.  
an orange. Sweet smells  
buds. I discover a delicious,



Click  
here for  
answers.

# It's Your Turn to Brainstorm

Let's make a shape poem describing spring objects or animals!  
As a group, choose 2 or 3 of these spring objects or animals and brainstorm some words or phrases to describe them.






Click  
here for  
answers

# It's Your Turn to Write a Shape Poem

Now, choose **one** object or animal.

Using the ideas you brainstormed as a group and an outline of the object or animal you have chosen, create your shape poem.



- Remember to stay inside the lines of the picture, starting a new line when you get close to the edge.
- Don't forget to use full stops and capital letters.
- Try to use alliteration or similes if you can.
- This will make your shape poem more exciting and descriptive.


# Plenary

Tell me a fantastic adjective that you have used in your shape poem.

Who can read out an example of where they have used alliteration?

Who has used a simile? What have you compared?





twinkl