



## Summer 2 Week 2 - Home Learning

Dear Mole and Vole class,

We hope that you have had a good week enjoying the beautiful sunshine.

Yet again you continue to surprise us with the lovely learning that has been happening at home. As you know, this half term our topic is called 'What Can You Find on a Farm?' This week our book focus is on the book 'The Little Red Hen.'

In phonics our focus sounds are 'igh' and 'ow'. These sounds have already been covered once, so this should be revision for you. We want you to focus on using these sounds correctly when you are reading and writing your words.

The maths focus for this week is consolidating your number knowledge to 20. It is most important that you feel confident with using these numbers, because when you move up to Year 1, you will be learning bigger numbers.

A clear and confident understanding of numbers to 20 will mean you are prepared for when you start in Year 1.

Please continue to access learning through these links:

White Rose Maths - <https://whiterosemaths.com/homelearning/early-years/>

Oxford Owl - <https://home.oxfordowl.co.uk/>

Ruth Miskin Phonics - <https://www.ruthmiskin.com/en/find-out-more/help-during-school-closure/>

If you access Twinkl to support your learning, remember to use the offer code CVDTWINKLHELPS.

You also have the number cards, green sounds, tricky words list and handwriting support sheets. You can use these to practise reading and writing. By knowing how to read and spell your tricky words you will be really ready for Year 1! Use your number cards to order numbers, show one more one less, and make addition and subtraction number sentences. You can write your answer in your work books.

## Maths

This week in maths we are focusing on numbers to 20. We have now covered all numbers to 20 and therefore, these activities should help to practise counting, ordering and recognition of these numbers.

Session 1 – Counting forwards and backwards from a given number(1-20)

Session 2 – Counting objects to 20

Session 3 – Exploring one more and one less to 20

Session 4 – sequencing numbers to 20

Session 5 – Missing numbers to 20

You can also access additional learning activities for Reception children by clicking on the following link.


<https://whiterosemaths.com/homelearning/early-years/>

## English

This week our book focus is 'The Little Red Hen'.

<https://www.youtube.com/watch?v=CLqGLE5zTIk>

**Session 1-** Read or listen to the story of the Little Red Hen.



Talk with a grown up about how you would feel if you asked for someone's help and they refused.

Can you think of any occasions when this has happened to you? Can your grown up think of any occasions when this has happened to them?



**Session 2-** In this session you are going to draw a story map of the Little Red Hen. Go as far as cutting the corn.

Talk through the story and see if you can make up some actions to help you remember the sequence.




**Session 3-** In this session complete your story map to the end.

Again, add actions to the story parts.

Retell your story to a grown up or family member showing your actions as you tell it.

**Session 4-** In this session you are going to pick a character from The Little Red Hen and draw it.

You are then going to write a speech bubble. A speech bubble is a bubble that has writing in it to show someone talking.



With your grown up think of a sentence from the story that you could write.

It may be the dog.

e.g Not I said the dog.

Hold the sentence, say out the words and write them inside the bubble. You can do all the characters if you wish!

**Session 5-** In this session you are going to write a letter saying sorry to the Little Red Hen for not helping her.

Talk with your grown up and think about the reasons for feeling sorry.

Together decide what you want to write in your letter. It can be any sentence you wish.

e.g I am sorry I was lazy.

Remember to hold your sentence in your head and make sure you remember finger spaces and capital letters and full stops!



## **Phonics**

This week we will be revising the Set 2 sounds with a greater emphasis upon reading and writing the focus sounds. There will also be an activity to encourage children to apply their knowledge of the focus sounds.

One session a week will also focus on red (tricky) words. This will include reading, recognising and spelling these words accurately.

Our focus sounds for this week are 'igh' and 'ow'

If you feel your child is confident with these sounds and wants a little more challenge, then please view the Set 3 sound lessons on you tube. This includes introducing the Set 3 sounds and spelling. Each session is only available for 24 hours. [https://www.youtube.com/channel/UCo7fbLgY2oA\\_cFClg9GdxtQ](https://www.youtube.com/channel/UCo7fbLgY2oA_cFClg9GdxtQ)

## **Daily Reading**

We would strongly encourage you to read daily with your child. We have included links below to the Oxford owl website for their e-book library which includes a variety of books at varying levels.

For children reading pink books

[https://www.oxfordowl.co.uk/for-home/find-a-book/library-page/?view=image&query=&type=book&age\\_group=&level=book+band+1%3A+pink&level\\_select=book+band+1%3A+pink&book\\_type=&series=#](https://www.oxfordowl.co.uk/for-home/find-a-book/library-page/?view=image&query=&type=book&age_group=&level=book+band+1%3A+pink&level_select=book+band+1%3A+pink&book_type=&series=#)

For children reading red books

[https://www.oxfordowl.co.uk/for-home/find-a-book/library-page/?view=image&query=&type=book&age\\_group=&level=book+band+2%3A+red&level\\_select=book+band+2%3A+red&book\\_type=&series=#](https://www.oxfordowl.co.uk/for-home/find-a-book/library-page/?view=image&query=&type=book&age_group=&level=book+band+2%3A+red&level_select=book+band+2%3A+red&book_type=&series=#)

For children reading yellow books

[https://www.oxfordowl.co.uk/for-home/find-a-book/library-page/?view=image&query=&type=book&age\\_group=&level=book+band+3%3A+yellow&level\\_select=book+band+3%3A+yellow&book\\_type=&series=#](https://www.oxfordowl.co.uk/for-home/find-a-book/library-page/?view=image&query=&type=book&age_group=&level=book+band+3%3A+yellow&level_select=book+band+3%3A+yellow&book_type=&series=#)

## **Guided Reading activity**

Text on Oxford Owl eBooks – see link on Google classroom under English or Phonics headings or use the link below.

<https://www.oxfordowl.co.uk/api/interactives/24319.html>

Dad Can you do this?

Read the appropriate book each day until your child becomes confident with it. Use the audio option to support if necessary.

**Session 1:** Child reads the book. (If they are struggling, read alternate pages)

**Session 2:** Child re-reads the book. (If they are struggling, read alternate pages)  
Talk about what happened.

**Session 3:** Child re-reads the book. Grown up reads the book to the child. (If they are struggling, grown-up can read first – make sure you model pointing to each word as you read it). Add expression if you can.

**Session 4:** Re-read the book. Complete the questions at the end of the book where appropriate to check understanding.

**Session 5:** Parent (parent as child) reads the book to the child with child pointing to the words (child as teacher). Play “Jump in” – stop reading sometimes and get the child to read the next word. Discuss what you can see in the pictures. Can they answer any questions they were unsure of yesterday?

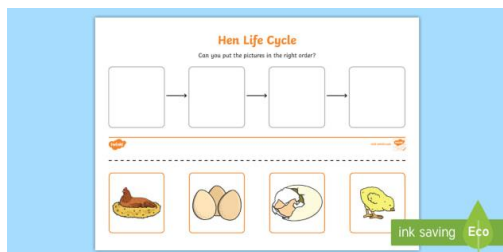
Ext: Can you think of 3 things you can do that your mum or dad can't do? Maybe you can get them to take a photo and put them on Google Classroom?

## Wider Curriculum (Topic)

### Understanding the World:

<https://www.twinkl.co.uk/resource/t-t-5149-chick-hatching-video-powerpoint>

Look at the powerpoint link above, of a chick hatching. With your grown up discuss the life cycle of a chick and complete the attached sheet, or draw your own pictures to show the life cycle using the example below.



<https://www.twinkl.co.uk/resource/au-t-2702-australia-hen-life-cycle-worksheets>

### Expressive Arts and Being Imaginative:

<https://www.twinkl.co.uk/resource/t-t-11799-handprint-little-red-hens-activity>

Make your own Little Red Hen by following the instructions link.




<https://www.twinkl.co.uk/resource/t-t-252967-the-little-red-hen-songs-and-rhymes-resource-pack>

Look at the attached links and sing some of the songs together from the story of the Little Red Hen. Get out some pots and pans and make your own orchestra!

### **Listening and Attention:**

<https://www.twinkl.co.uk/resource/t-t-17136-little-red-hen-spot-the-difference-activity>

Let's see how much attention you pay on this spot the difference game!



### **Reminder about other useful websites:**

Remember you can access Numbots, Teach your Monsters to Read and Oxford Owl as extra learning resources.

Here are some good ideas for extra activities should you wish to have more things to do. They are updated daily.

<https://www.eyfshome.com/activities-by-day>

<https://www.bbc.co.uk/bitesize>

Another useful link you may wish to share with your child before they return to school.

<https://www.talesofmebooks.com/products/the-tale-of-going-back-to-school-after-the-covid-19-lockdown>

Remember to update your learning on Google Classroom, we love seeing what you have been doing with your family.

Love from Mrs Andrews, Mrs Atkinson and Mrs Rutter.